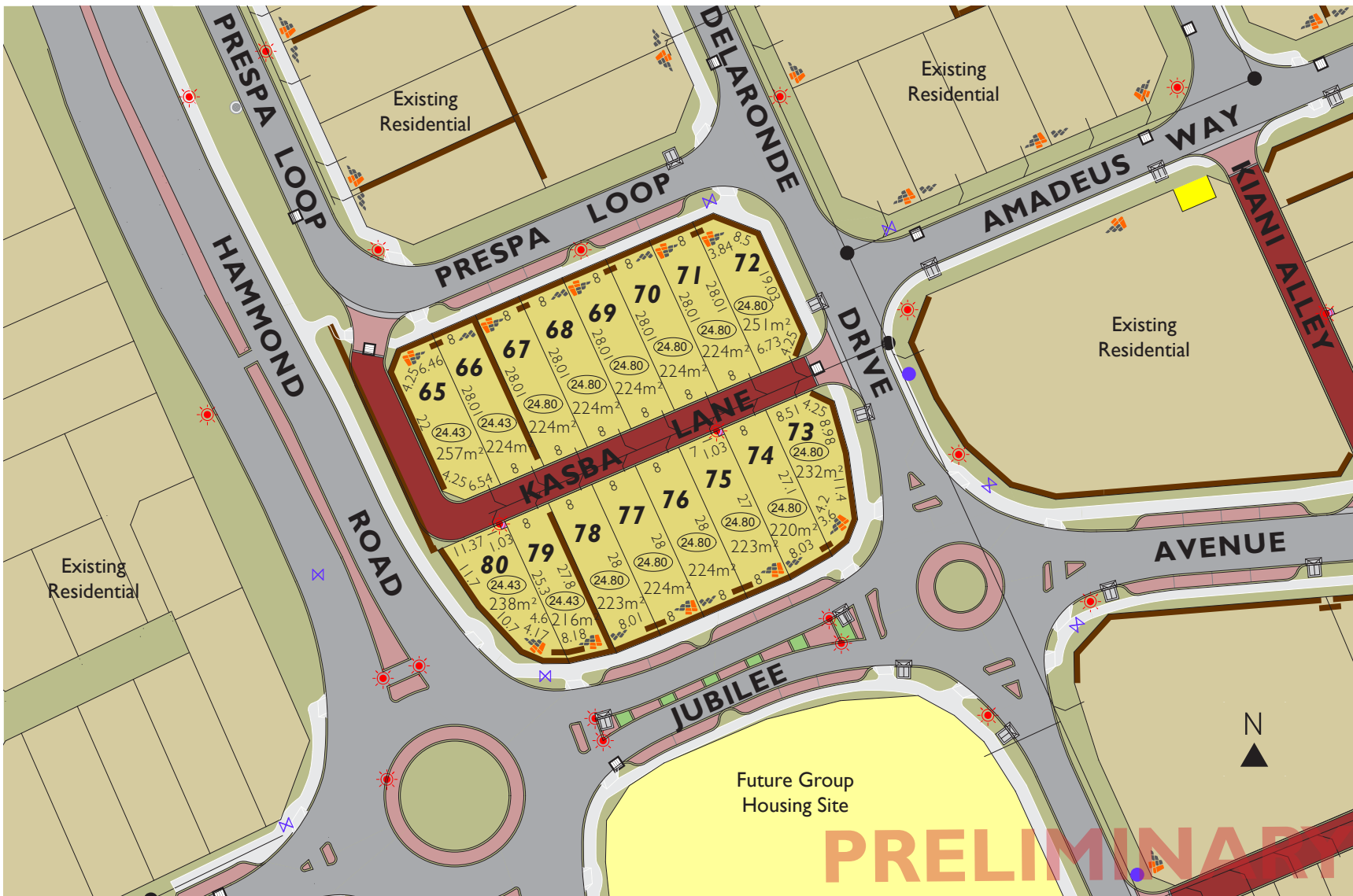





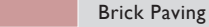
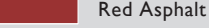





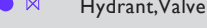




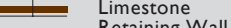
Lakeside

SUCCESS

Stage 2B Lot Plan



-  Stage 2B
-  Existing Residential
-  Future Release

-  Brick Paving
-  Red Asphalt
-  Footpath
-  Side Entry Pit
-  Drainage Grate
-  Drainage Manhole
-  Lot Level
-  Hydrant, Valve
-  Sewer Housing Connection/ Manhole
-  Western Power Dome, Connection
-  Western Power Padmount Site
-  Street Light & 1m x 1m Street Light Road Widening
-  Limestone Retaining Wall

All dimensions and Areas are subject to survey. The particulars on this brochure are supplied for identification purposes only and shall not be taken as a representation in any aspect on the part of the vendor or its agents. Authorities should be consulted when services are contained within lot boundaries as building restrictions may apply. All retaining walls, services and associated easements are shown exaggerated for legibility. Trees are indicative only.